



Little Atlin Lake

Winter Angler Engagement

Carcross/Tagish RRC

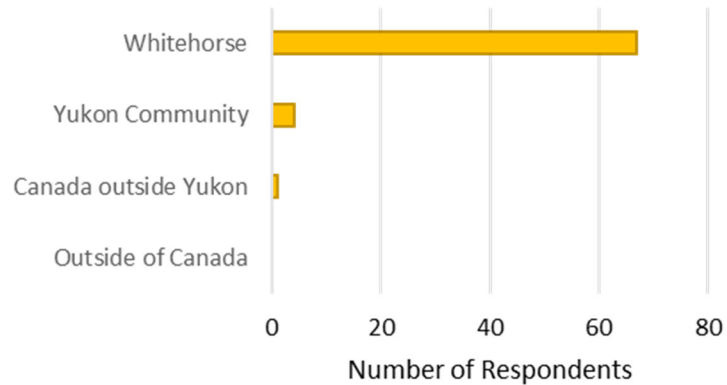
CTRRC Angler Engagement – Little Atlin, Winter 2023

Highlights

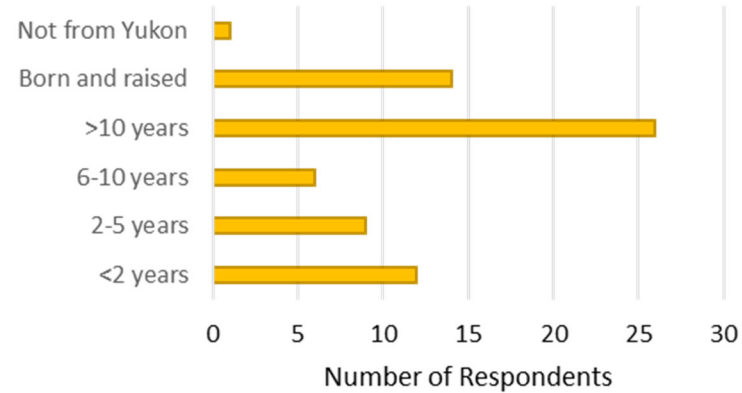
- We spent 10 days at Little Atlin Lake between February 18 and March 26, 2023.
- We spoke with about 100 anglers in 37 angling parties and completed 72 surveys.
- Most anglers were targeting whitefish, and then pike, with only a few targeting lake trout or burbot.
- Most anglers fished Little Atlin regularly and were almost exclusively from Whitehorse.
- Most anglers felt that whitefish, pike, and burbot populations were healthy.
- Their primary motivation in fishing was to spend time on the land with family and friends. However, more anglers were motivated to catch a fish to eat, catch many fish, or catch a big fish compared to the spring results.
- Most felt that Catch and Release was a useful management tool for conservation. However, they were slightly more likely to think that C&R brings unnecessary pain to fish and should be limited through regulation compared to the spring results.
- Most anglers were aware they were fishing on Carcross/Tagish traditional territory. Compared to the spring, more of them felt that it impacted their angling practices.

About the Anglers

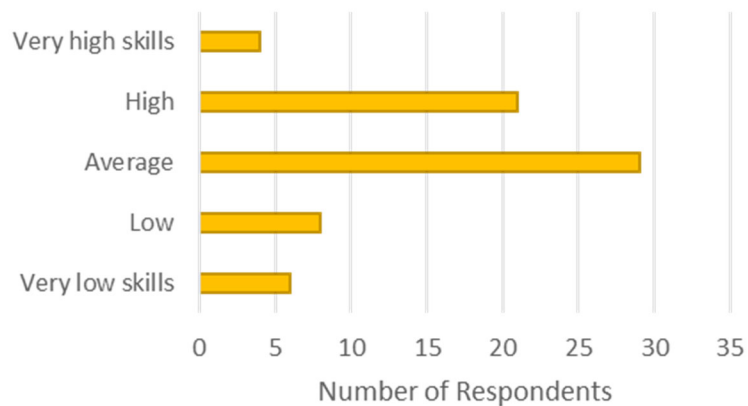
Where were the survey participants from?



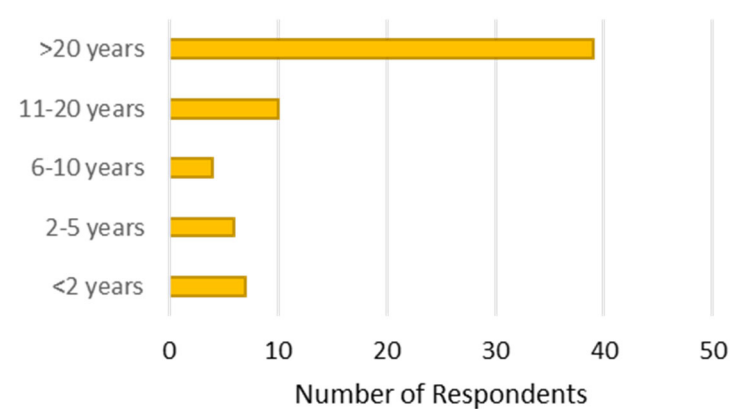
How long have they lived in Yukon?



How do they rate their own angling skills?



How long have they been anglers?

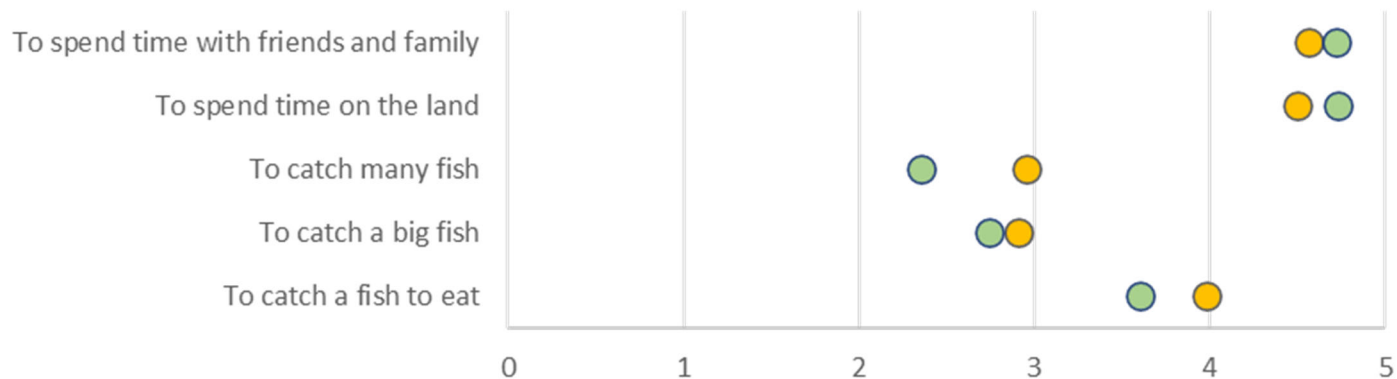


Angler Motivation

What were their motivations in fishing?



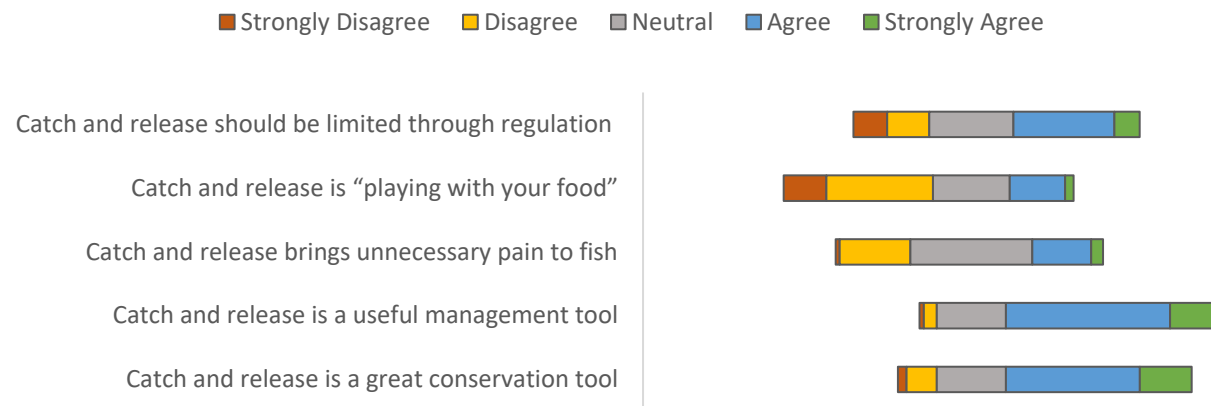
1 - This figure shows the number of responses by category for each value, centred around the neutral category to give an indication of the spread of responses, both positive and negative.



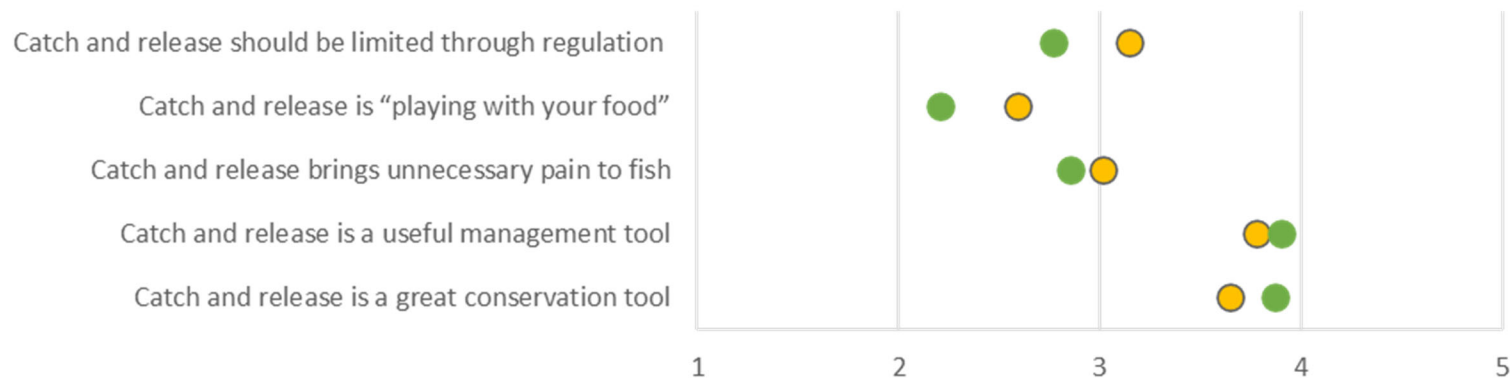
2 - This figure shows the mean response for each value along the 5-point scale in yellow. The green shows the results from the spring 2022 angler engagement.

Catch and Release

What were their opinions on catch and release?

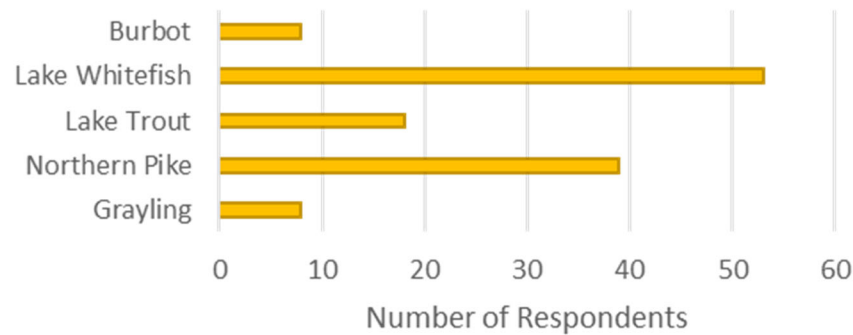


This figure shows the number of responses by category for each value, centred around the neutral category to give an indication of the spread of responses, both positive and negative.

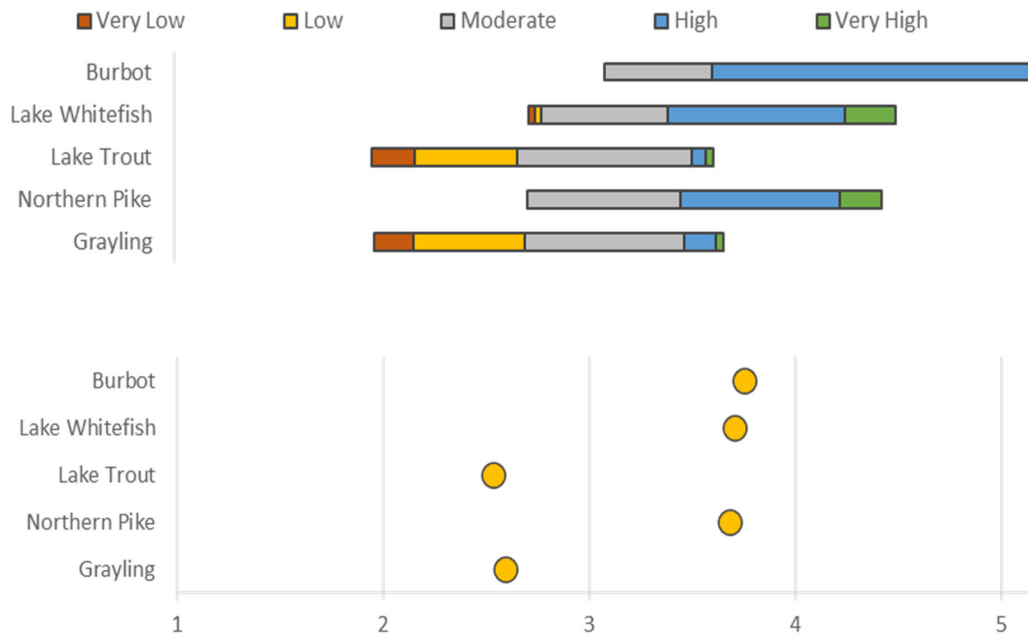


This figure shows the mean response for each value along the 5-point scale in yellow. The green shows the results from the spring 2022 angler engagement.

Across all locations, what species were they targeting?



How abundant did they feel the fish population was?



This figure shows the number of responses for each species along a 5-point categorical scale, combined across all locations.

This figure shows the mean response for each value along the 5-point scale

Winter Results	Yes	No	Yes	No
Are you aware you are fishing on First Nations traditional territory?	67	5	93%	7%
Are you aware of Indigenous perspectives on catch and release?	41	30	58%	42%
Does this influence your fishing experience in any way?	30	35	46%	54%
Spring Results				
Are you aware you are fishing on First Nations traditional territory?	64	7	90%	10%
Does this influence your fishing experience in any way?	12	55	18%	82%

Winter Results	Yes	Somewhat	No	Yes	Somewhat	No
Do you understand the catch, size, and gear restrictions for this fishery?	60	7	4	85%	10%	6%
Do you agree with the catch, size, and gear restrictions for this fishery?	53	7	2	85%	11%	3%
Spring Results						
Do you understand the catch, size, and gear restrictions for this fishery?	68		1	99%		1%
Do you agree with the catch, size, and gear restrictions for this fishery?	62		7	90%		10%